


bryce canyon



SAMUEL LAWRENCE HEALTHCARE



bryce canyon





3784-030 Mirror | 3784-040 Chest




3784-230 Headboard with Legs




3784-500 Single Wardrobe




3784-501 Double Wardrobe



3584-728 Bedside Cabinet



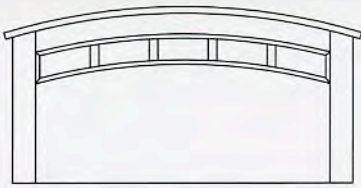
3784-729 Bedside Cabinet



3784-041 TV Stand

The Bryce Canyon Collection by Samuel Lawrence Healthcare features the robust and rugged styling of a warm lodge resort. It is the combination of rich cherry veneers and hardwood solid, finished in a warm brown glow and accented with brushed brass hardware. Bryce Canyon's quality is summarized with English dovetailed drawer boxes, Solid lumber edges, high pressure laminated tops. Recessed back panels attached with screws.

bryce canyon

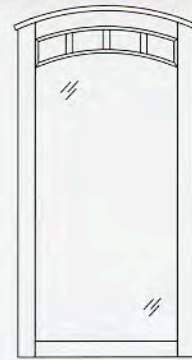


3784-230 HEADBOARD/FOOTBOARD
 inches: 39w 2d 24h (39w 1d 18h)
 centimeters: 99.5w 5.5d 61h (99.5w 3d 46h)

3784-236 HEADBOARD W/ LEGS
 inches: 42w 3d 44h
 centimeters: 107w 8d 112h



3784-041 TV STAND
 inches: 30w 20d 36h
 centimeters: 76.5w 51d 91.5h



3784-030 MIRROR
 inches: 28w 2d 53h
 centimeters: 71.5w 5.5d 135h



3784-729 BEDSIDE CABINET
 inches: 22w 19d 30h
 centimeters: 56w 48.5d 76.5h



3784-726 HUTCH
 inches: 22w 13d 20h
 centimeters: 56w 33.5d 51h



3784-502 WARDROBE SINGLE DRAWER INSERT
 inches: 25w 20d 13.5h
 centimeters: 63.5w 51d 34.5h
3784-503 WARDROBE DOUBLE DRAWER INSERT
 inches: 36w 20d 13.5h
 centimeters: 91.5w 51d 34.5h



3784-728 BEDSIDE CABINET
 inches: 22w 19d 30h
 centimeters: 56w 48.5d 76.5h



3784-500 SINGLE WARDROBE
 inches: 30w 26d 76h
 centimeters: 76.5w 66.5d 193.5h



3784-040 CHEST
 inches: 30w 20d 36h
 centimeters: 76.5w 51d 91.5h



3784-501 DOUBLE WARDROBE
 inches: 41w 26d 76h
 centimeters: 104.5w 66.5d 193.5h

In our catalogs, we strive to provide an accurate representation of our products; however, SLH reserves the right to discontinue models and change specifications at any time without notice. Due to differences in the photographic and printing processes, furniture colors shown may vary from the actual finishes.



SAMUEL LAWRENCE HEALTHCARE ■ 3980 Premier Drive ■ Suite 310 ■ High Point, NC 27265

■ phone 800.835.9029 ■ fax 336.819.7224 ■ www.slh-co.com

Home Meridian International Family of Companies: Pulaski Furniture, SLF (Samuel Lawrence Furniture) and Creations

This brochure is printed responsibly with soy based inks on FSC Certified Paper.



Mixed Sources
 Product group from well-managed forests, controlled sources and recycled wood or fibre
 www.fsc.org Cert no. SGS-COC-006195
 © 1996 Forest Stewardship Council

