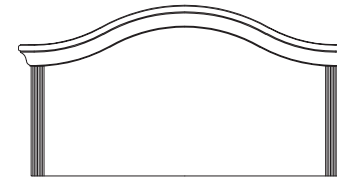


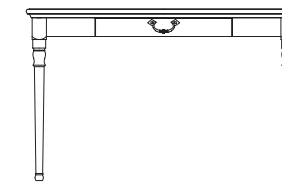
panama bay




panama bay



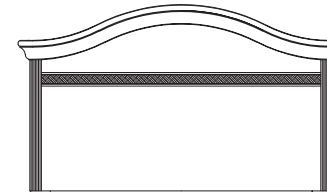
3783-230 HEADBOARD/FOOTBOARD
inches: 36w 2.5d 20h (36w .75d 15h)
centimeters: 91.5w 6.5d 51h (91.5w 2d 38.5h)



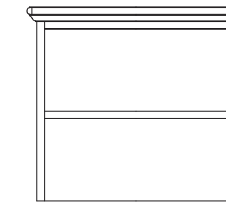
3783-113 DESK
inches: 48w 28d 30h
centimeters: 122w 71.5d 76.5h



3783-030 MIRROR
inches: 28w .75d 53h
centimeters: 71.5w 2d 135h




3783-236 TWIN HEADBOARD w/Legs
inches: 42w 2.5d 44h
centimeters: 107w 6.5d 112h
3783-240 FULL HEADBOARD w/Legs
inches: 58w 2.5d 44h
centimeters: 147.5w 6.5d 112h




3783-726 BEDSIDE HUTCH
inches: 22.5w 10d 20h
centimeters: 57.5w 25.5d 51h



3783-500 SINGLE WARDROBE
inches: 31w 24.5d 76h
centimeters: 79w 62.5d 193.5h
3783-501 DOUBLE WARDROBE
inches: 40.5w 24.5d 76h
centimeters: 103w 62.5d 193.5h



3783-728 BEDSIDE CABINET
inches: 22w 19d 30h
centimeters: 56w 48.5d 76.5h



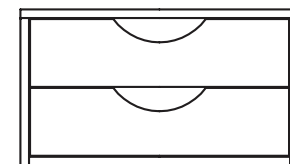
3783-729 BEDSIDE CABINET
inches: 22w 19d 30h
centimeters: 56w 48.5d 76.25h



3782-040 CHEST
inches: 30w 20d 36.5h
centimeters: 76.5w 50.5d 93h

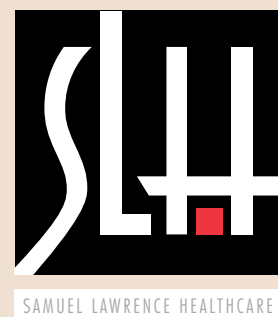


3783-041 TV STAND
inches: 30w 20d 36.5h
centimeters: 76.5w 50.5d 93h



3783-502 WARDROBE DRAWER INSERT
inches: 23.313w 19d 13.5h
centimeters: 188w 48.5d 34.5h
3783-503 WARDROBE DRAWER INSERT
inches: 34.5w 19d 13.5h
centimeters: 88w 48.5d 34.5h

In our catalogs, we strive to provide an accurate representation of our products; however, SLH reserves the right to discontinue models and change specifications at any time without notice. Due to differences in the photographic and printing processes, furniture colors shown may vary from the actual finishes.



SAMUEL LAWRENCE HEALTHCARE ■ 3980 Premier Drive ■ Suite 310 ■ High Point, NC 27265
■ phone 800.835.9029 ■ fax 336.819.7224 ■ www.slh-co.com
Home Meridian International Family of Companies: Pulaski Furniture, SLF (Samuel Lawrence Furniture) and Creations

This brochure is printed responsibly with soy based inks on FSC Certified Paper.

FSC **Mixed Sources**
Product group from well-managed forests, controlled sources and recycled wood or fibre
www.fsc.org Cert no. SGS-COC-006195
© 1996 Forest Stewardship Council



3783-030 MIRROR | 3784-040 CHEST



3783-236 HEADBOARD WITH LEGS



3783-500 SINGLE WARDROBE



3783-501 DOUBLE WARDROBE



3783-728 BEDSIDE CABINET



3783-729 BEDSIDE CABINET



3783-041 TV STAND

panama bay

THE PANAMA BAY COLLECTION BY SAMUEL LAWRENCE HEALTHCARE FEATURES THE GRACEFUL EASY LIVING MOTIF OF ELEMENTS COMBINED FROM BOTH THE CARIBBEAN EMPIRE AND MEDITERRANEAN PERIOD OF TIME. THIS COLLECTION FEATURES RICH WHITE MAPLE VENEERS AND HARDWOOD SOLIDS WITH A SOFT HONEY FINISH. PANAMA BAY OFFERS PREMIUM QUALITY CASES WITH SOLID WOOD EDGES, HIGH PRESSURE LAMINATE TOPS, ENGLISH DOVETAIL DRAWER BOXES, SCREWED ON AND RECESSED BACK PANELS AND SATIN FINISHED CUSTOM DRAWER HARDWARE.